



HIBERNIA
COLLEGE

SAI Webinar - Developing a Resource Kit for Student Orientation in the Context of COVID-19

June 24th, 2020



Who We Are

Founded by
Dr Seán Rowland
in 2000

Ireland's largest provider
of Primary School
Teachers

Member of HECA;
QQI &
Teaching Council
accreditation

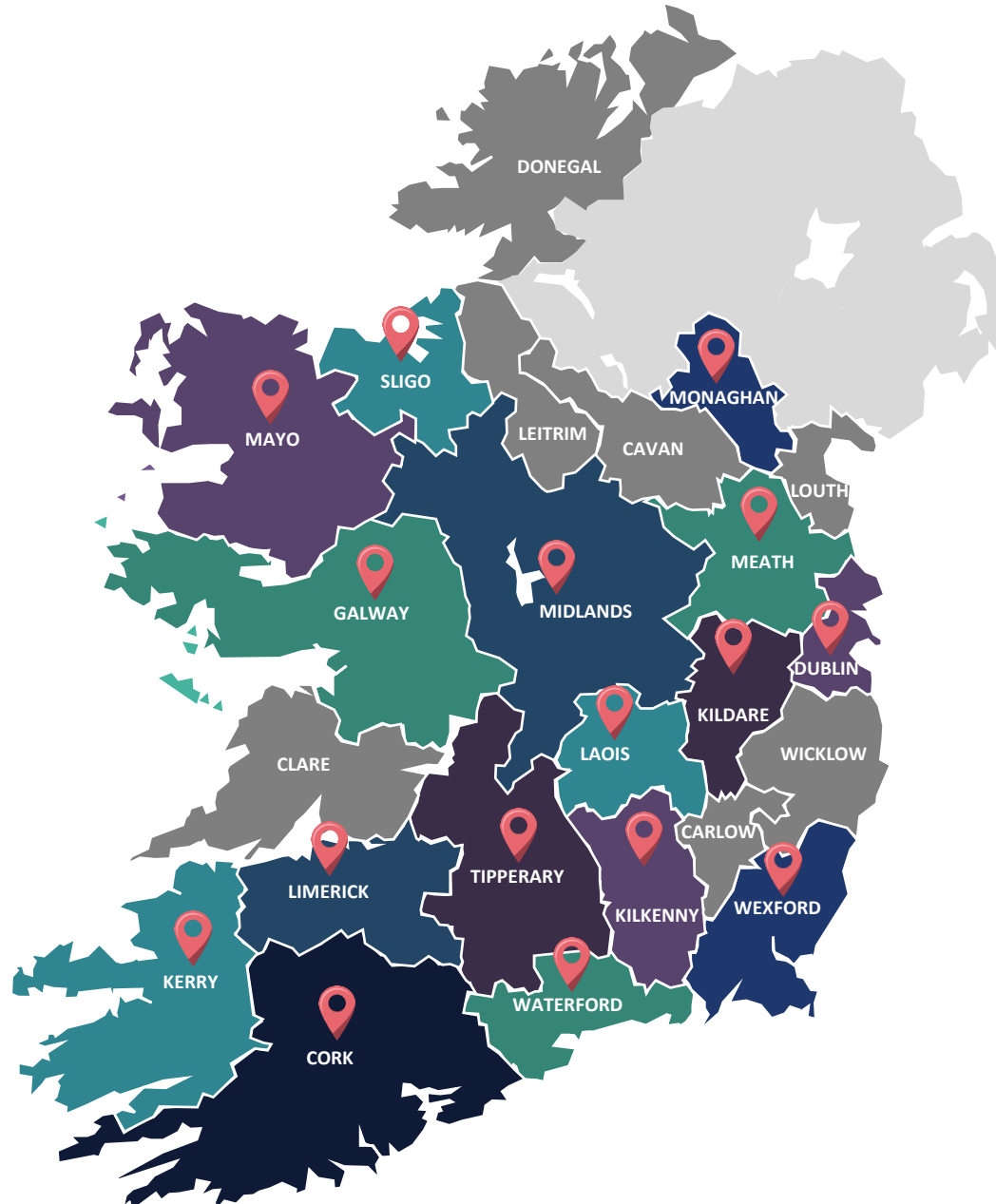
First accredited online
third-level institution

A leading provider
of Post Primary
Teachers

The Hibernia family -
10,000+ Alumni

Hibernia College Regional Structure

- Our student cohorts are organized into regional groups and overseen by a college tutor and associated adjunct faculty
- Face-to-face elements of the programme occur in these regional groups as well as in a number of broader full cohort meetings.



- In addition to these F2F meetings, students have school placements and college observations
- We have the systems in place to support these distributed structures and experience in dealing with associated technical or learning issues



Our Business – Some Statistics

Hibernia College is a digital business. Its learning community of Students, Faculty and Staff has run 24x7x365 for the past 20 years.

In the past 10 years, Hibernia College students have:

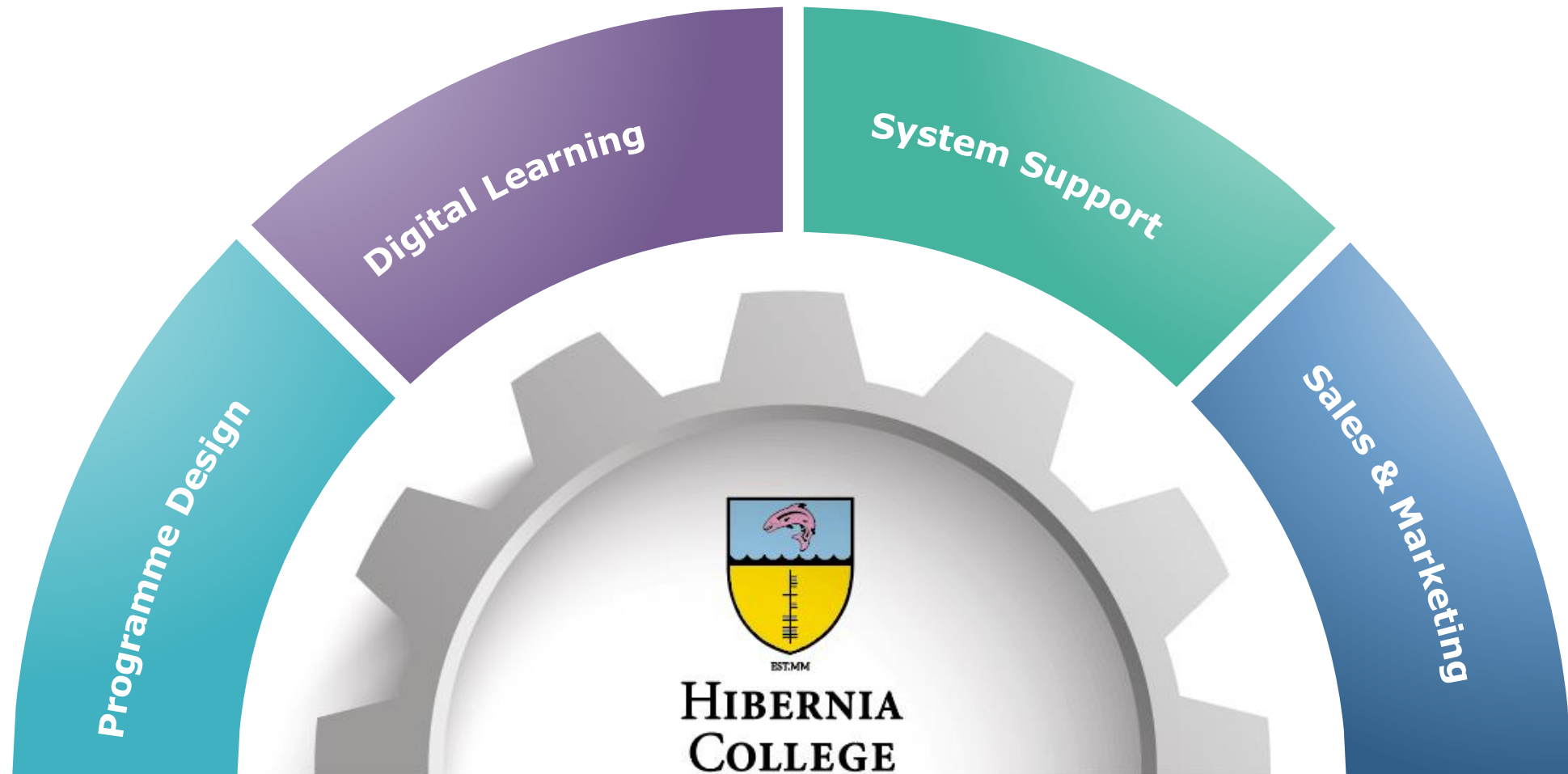
- Completed more than 12.5 million online learning hours
- Attended more than 50,000 online webinars
- Submitted more than 20,000 assessments online

In the same period, Hibernia College staff have:

- Published more than 3,500 content packages
- Handled more than 100,000 learning & technical support issues
- Maintained an infrastructure scheduled uptime of more than 99.9%

We have learned a lot about Digital Learning!

Structure of Organization to deliver online


















Key Questions for your event



- **What are your objectives for the Orientation?**
- **What would you normally do to achieve these?**
- **How many of these objectives can be translated easily to online?**
- **What are we going to do about the other objectives?**
- **What is the mix of pre-recorded and live video?**
- **What does the student do at each stage?**

Getting Started – The Online Orientation Course ...

<p>Week 1: Welcome on Board</p> 	<p>Get to know each other</p> 	<p>Find your way around</p> 
<p>Know your programme</p> 	<p>Explore blended learning</p> 	<p>Study Children First</p> 
<p>Plan your school experience</p> 	<p>Participate in live events</p> 	<p>Prepare for Orientation Day</p> 
<p>Week 1: Checklist</p> 	<p>Week 2: The journey continues</p> 	<p>Manage study and time</p> 
<p>Explore the library</p> 	<p>Explore reflection and blogging</p> 	<p>Build a digital portfolio (optional)</p> 

... this year with focus on Zoom training

To ensure you can participate in Orientation Day and later events, complete the essential tasks, A and B below:

Essential tasks

A. Install and test Zoom.

Important: These steps must be completed by Wednesday, 22 April at 5 p.m.

1. Download and install [Zoom Client for Meetings](#).
2. Join a [test meeting](#) to check your audio works properly.
3. Go to the [Zoom Resources page](#) and watch these three tutorial videos:
 - [Joining a Meeting](#)
 - [Joining & Configuring Audio & Video](#)
 - [Meeting Controls](#)

B. Attend the Zoom trial event on 22 April.

To ensure that you are correctly set up to attend Orientation Day, you must attend the Zoom trial event, which will be hosted by the Technical Support Team. During this trial event, the team will check that Zoom is working correctly for you and that you are ready to attend online events.

- **Wednesday, 22 April at 5.00 p.m.**

Customising your profile

You can update your user information, including your name, email address and more. It would be great if you could add your photo also so that others can see you and you can see others, especially on Orientation Day! Go to this [link](#) to learn how to customise your profile.

Adding a virtual background

You can also add a Hibernia College virtual background for Orientation Day (image in the folder below). Go to this [link](#) to learn how to set the background.

You may find this guide useful: [How to Participate in a Zoom Meeting](#).

Student task to bring to Orientation



The Event Team



Breakout Rooms



Critical Apps & strategies on the day

- Zoom
- Kahoot!
- Padlet
- Well-established team – academic & support
- Use of breakout rooms
- Facilitators
- Mix up the sessions
- Use of college virtual backgrounds



padlet

